

SYCÓW, S8 SYCÓW-WSCHÓD JUNCTION / SZOSA KĘPIŃSKA, SYCÓW


City/Commune: Syców


District: oleśnicki

Voivodeship: dolnośląskie

 0.5 km - S8

 4.4 km - Syców

 74 km - Wrocław

 83 km - Wrocław




Price / sqm 80 PLN
 Max area available 37.8 ha
 Owner Private owner
 Possibility for expansion no


POPULATION municipality	POPULATION in 50 km radius	UNEMPLOYMENT (%/NUMBER) county	VOCATIONAL STUDENTS voivodeship
NAME OF THE SEZ Wałbrzych "Invest Park" SEZ	MIN NUMBER OF POINTS (QUALITATIVE CRITERIA) 6 / 10	ONE OF THE 122 MEDIUM-SIZED CITIES LOSING THEIR SOCIAL AND ECONOMIC FUNCTIONS NO	THE MINIMAL REQUIRED AMOUNT OF INVESTMENT OUTLAYS - FOR LARGE ENTERPRISES (FOR THE DISTRICT) 80 mln PLN

Zoning for manufacturing YES	Height restrictions 12 m	Building coverage 70 %	The shape of the site Rectangle
Underground obstacles NO	Overland obstacles NO	Land level difference flat	Underground water level 3 m
Ecological restrictions NO	Flood or land slide risk NO	Farmland conversion fee YES - IVa	Years of CIT exemption (for the district) 10 years

 100 m from boundary
20 kV
6 MW

 100 m from boundary
500 m³/24h

 1000 m from boundary

 1000 m from boundary